

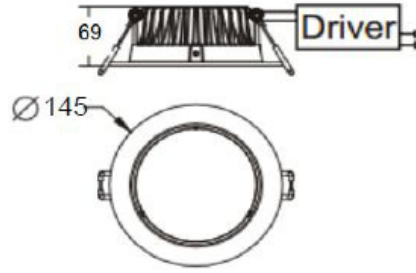
Model	OLDL.BC.15W145-QS
LED Source	SAMSUNG 5630
Wattage	15W
Beam Angle	85°
Lens	Diffuse Cover
Head	/
Cutout	ø125mm
Warranty	5 years
Certification	TUV GS CB SAA CE RoHS



Real Picture



Driver



Dimension (Unit:mm)

Energy Saving

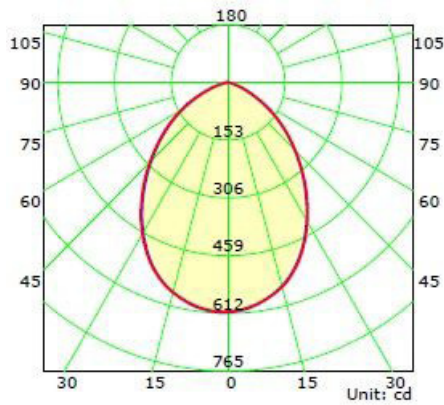
More efficient

A++
 A+
 A
 B
 C
 D
 Less efficient

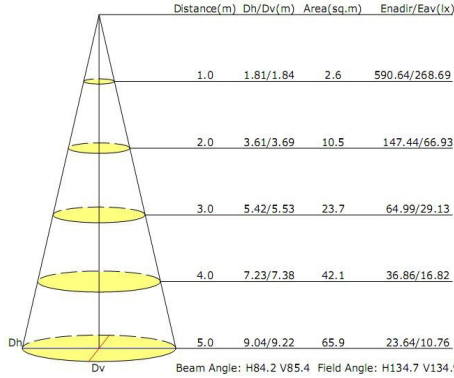
A+

Lighting Data

Light distribution: 3000/4000K (85°)

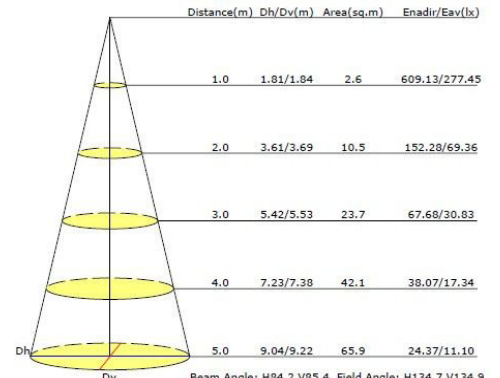


Aai figure: 3000K



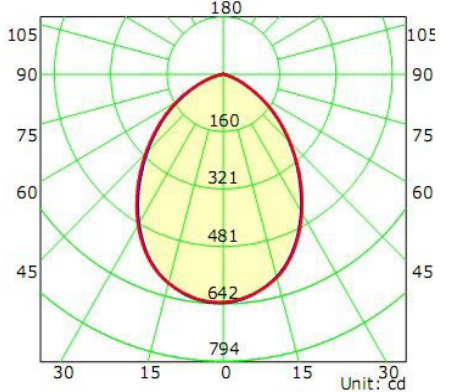
Luminous Flux :1335lm

Aai figure: 4000K

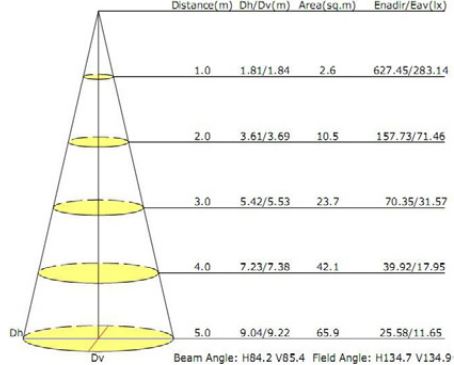


Luminous Flux:1450lm

Light distribution: 5000/6000K (85°)

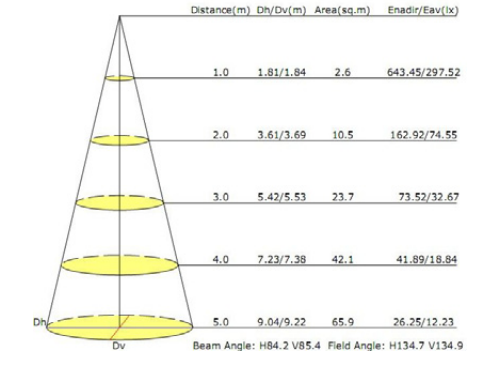


Aai figure: 5000K



Luminous Flux :1467lm

Aai figure: 6000K



Luminous Flux :1492lm

Model	OLDL.BC.15W145-QS	Lamp Head	
Wattage (Include Driver)	15W	Color Index	85Ra
Input Voltage	200-240V AC	Power Factor	≥0.95
LED Current	360 mA	Work Temperature	-20 --+50 degree
Frequency	50/60Hz	Install Type	Ceiling
Dimension	ø145 x 69mm	Fixture Material	Aluminium + PC
Cutout	ø125mm	Dimming type	/
IP Rating	IP20	Life Span	≥50,000hours

Packing	N.W/pc	Qty/Ctn	Ctn Size(LxWxH)	G.W/Ctn
	0.48Kg	45pcs	850x515x280mm	25.5Kg