

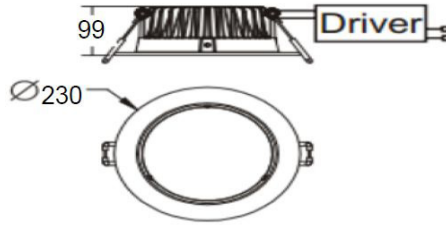
Model	OLDL.BC.25W230-QS
LED Source	SAMSUNG 5630
Wattage	25W
Beam Angle	85°
Lens	Diffuse Cover
Head	/
Cutout	ø210mm
Warranty	5 years
Certification	TUV GS CB SAA CE RoHS



Real Picture



Driver



Demension (Unit:mm)

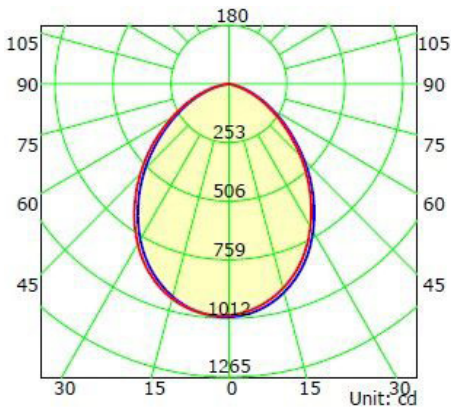
Energy Saving

More efficient

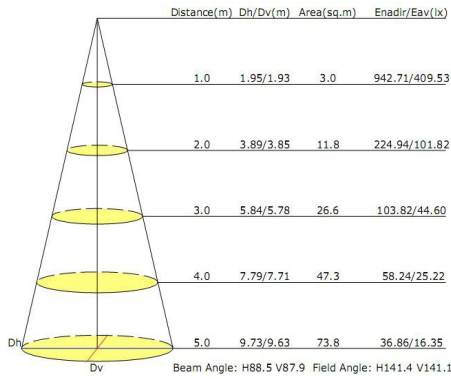
➔ A+ + A+
➔ A+
➔ A
➔ B
➔ C
➔ D
 Less efficient

Lighting Data

Light distribution: 3000/4000K (88°)

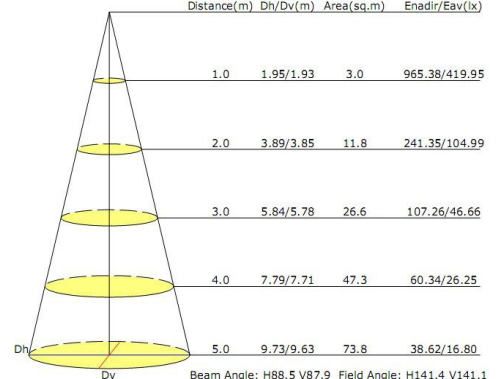


Aai figure: 3000K



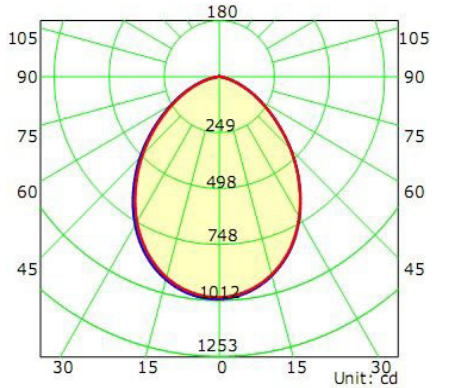
Luminous Flux :2230lm

Aai figure: 4000K

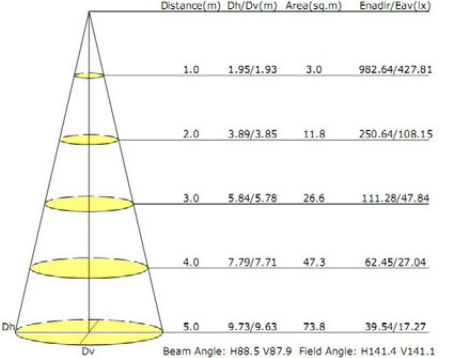


Luminous Flux:2312lm

Light distribution: 5000/6000K (88°)

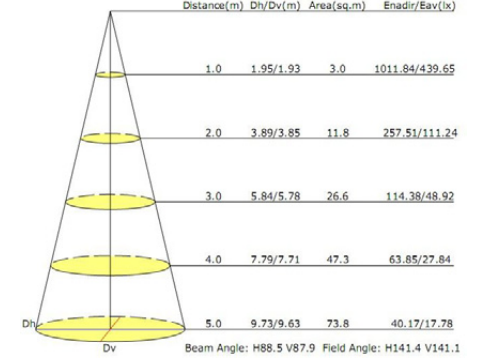


Aai figure: 5000K



Luminous Flux :2405lm

Aai figure: 6000K



Luminous Flux :2438lm

Model	OLDL.BC.25W230-QS	Lamp Head	
Wattage (Include Driver)	25W	Color Index	85Ra
Input Voltage	200-240V AC	Power Factor	≥0.95
LED Current	590 mA	Work Temperature	-20 --+50 degree
Frequency	50/60Hz	Install Type	Ceiling
Dimension	ø230 x 99mm	Fixture Material	Aluminium + PC
Cutout	ø210mm	Dimming type	/
IP Rating	IP20	Life Span	≥50,000hours

Packing	N.W/pc	Qty/Ctn	Ctn Size(LxWxH)	G.W/Ctn
	1.07Kg	24pcs	960x500x310mm	31Kg