

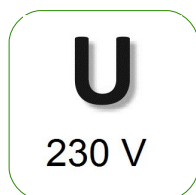


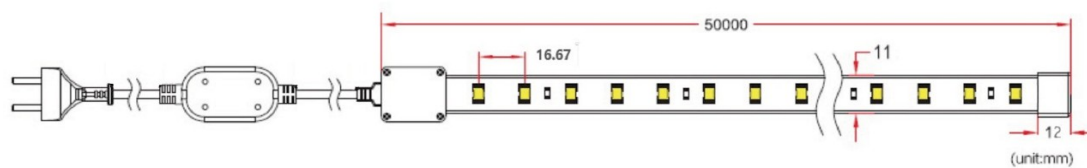
# Taśma LED 230V dioda 3528

## Główne parametry:

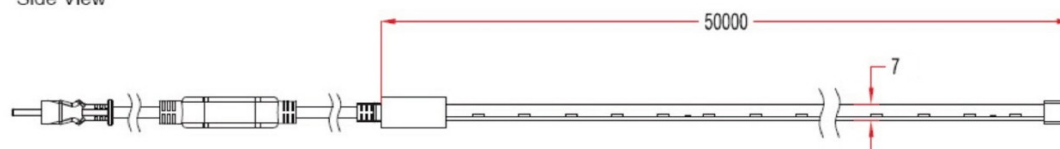


## Wymiary:

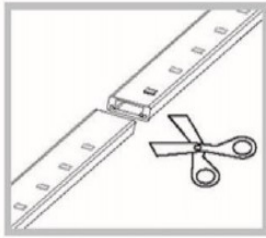
Front View



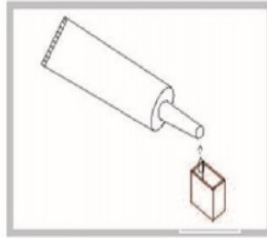
Side View



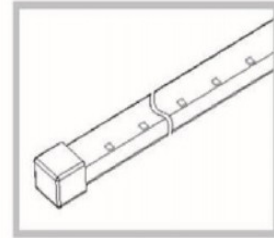
## Schemat podłączenia:



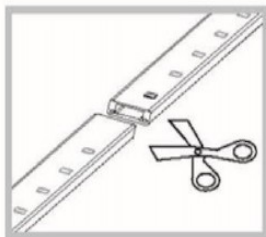
Cut the strip on the position as shown



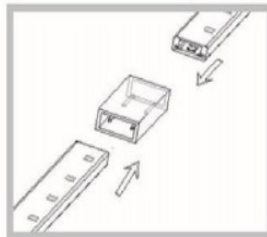
Inject adequate silicone gel into the end cap



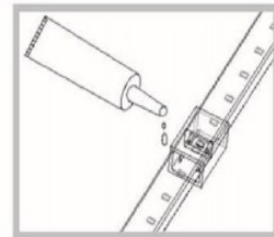
Cover with tubes; make it fixed and dried



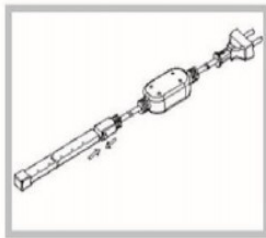
Cut the strip on the position as shown



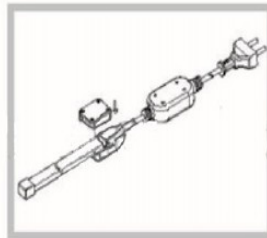
Connect the strip lights as shown



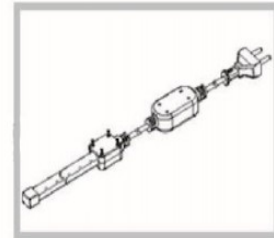
Inject adequate silicone gel into the joint and make it dried



Connect the strip as shown



Put the joint strip lights into protective shell



Cover the protective shell according to instructions and fix the screws

| Symbol Micros    | Barwa światła        | Ilość LED | Strumień świetlny | Wymiary  | Kolor podłoża | M   |
|------------------|----------------------|-----------|-------------------|----------|---------------|-----|
| OLTBZ300A67b230s | biała zimna (6000K)  | 300       | 2100 lm           | 8mm x 5m | białe tło     | 24W |
| OLTBC300A67b230s | biała ciepła (3000K) | 300       | 2100 lm           | 8mm x 5m | białe tło     | 24W |